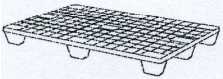
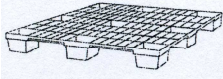
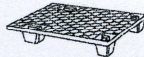

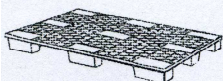




Presenti su Mercato Elettronico della P.A.

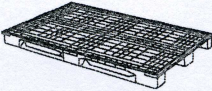
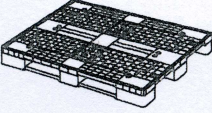
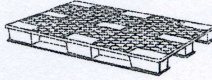
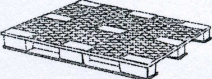


web: [www.elgaitalia.com](http://www.elgaitalia.com) - socio CEI 05085 - Codice NATO Costr: / Forn. (N/CAGE): **AD 010**

P.IVA 01868240464 - Cod. Fisc. GLL FNC 53P02 L833R - Iscr. C.C.I.A.A. Lucca n°177644

Magazzino - Officina - Tel./Fax. +39 0584 617951 - via Mincio n° 67 - 55043 Lido di Camaiore (LU)

	CODICE	ARTICOLO	DIMENSIONI mm
		<b>PALLET INSERIBILI</b>	
		<b>CARICO LEGGERO</b>	
	30 560 100	My - L INDEFINITO - IND.- RPE	800x1200x135
	30 560 120	My - L INDEFINITO - IND.- RPE	1000x1200x140
	30 560 062	My - N INDEFINITO - IND.- RPP	1000x1200x140
	30 560 088	My - N INDEFINITO - IND.- RPP	1200x1200x140
		<b>CARICO MEDIO</b> Superficie a geometria alveolare	
	30 560 250	PALLET My - A NERO - IND. - RPE	400x 600x125
	30 560 251	PALLET My - A NERO - IND. - RPE con bordo	400x 600x133
	30 560 200	SEMIPALLET My - A NERO - IND. - RPE	600x 800x140
	30 560 201	SEMIPALLET My - A NEUTRO - ATX - PE	600x 800x140
	30 560 202	SEMIPALLET My - A NERO - IND. - RPE con bordo	600x 800x148
	30 560 203	SEMIPALLET My - A NEUTRO - ATX - PE con bordo	600x 800x148
	30 560 400	My - A NERO - IND. - RPE	800x1200x140
	30 560 401	My - A NEUTRO - ATX - PE	800x1200x140
	30 560 402	My - A NERO - IND. - RPE - con bordo	800x1200x148
	30 560 403	My - A NEUTRO - ATX - PE - con bordo	800x1200x148
	30 560 450	My - A NERO - IND. - RPE	1000x1200x140
	30 560 451	My - A NEUTRO - ATX - PE	1000x1200x140
	30 560 452	My - A NERO - IND. - RPE - con bordo	1000x1200x148
	30 560 453	My - A NEUTRO - ATX - PE - con bordo	1000x1200x148
	30 560 300	My - A NERO - IND. - RPE	1135x1135x140
	30 560 301	My - A NEUTRO - ATX - PE	1135x1135x140
	30 560 302	My - A NERO - IND. - RPE - con bordo	1135x1135x148
	30 560 303	My - A NEUTRO - ATX - PE - con bordo	1135x1135x148

	CODICE	ARTICOLO	DIMENSIONI mm
		<b>TRAVETTE</b>	
	30 912 520	TRAVETTA AD INNESTO PER My-L 800X1200 INDEFINITO - IND. - RPE - NON MONTATA CAD.	90x1200x 30
	30 912 522	TRAVETTA AD INCASTRO PER My-L 1000x1200, My-N 1000x1200, 1200x1200 e My-A 800x1200 e 1000x1200 NERO - IND. - RPE - NON MONTATA CAD.	115x1200x 25
	30 912 523	TRAVETTA AD INCASTRO PER My-A 800x1200 e 1000x1200 NEUTRO - ATX - PE - NON MONTATA CAD.	115x1200x 25
	30 912 524	TRAVETTA AD INCASTRO PER My-A 1135x1135 NERO - IND. - RPE - NON MONTATA CAD.	115x1135x 25
	30 912 525	TRAVETTA AD INCASTRO PER My A 1135x1135 NEUTRO - ATX - PE - NON MONTATA CAD.	115x1135x 25
		<b>PALLET CON TRAVETTE AD INCASTRO</b>	
		<b>CARICO LEGGERO</b>	
	82 560 600	My - L BIS INDEFINITO - IND. - RPE (+ contributo CONAI)	800x1200x165
	82 560 601	My - L BIS INDEFINITO - IND. - RPE (+ contributo CONAI)	1000x1200x165
	82 560 350	My - N Bis INDEFINITO - IND.- RPP	1000x1200x165
	82 560 400	My - N Bis INDEFINITO - IND.- RPP	1200x1200x165
		<b>CARICO MEDIO</b>	
		Superficie a geometria alveolare	
	82 560 700	My - A Bis - NERO - IND. - RPE	800x1200x165
	82 560 701	My - A Bis - NEUTRO - ATX - PE	800x1200x165
	82 560 702	My - A Bis - NERO - IND. - RPE con bordo	800x1200x173
	82 560 703	My - A Bis - NEUTRO - ATX - PE con bordo	800x1200x173
	82 560 750	My - A Bis - NERO - IND. - RPE	1000x1200x165
	82 560 751	My - A Bis - NEUTRO - ATX - PE	1000x1200x165
	82 560 752	My - A Bis - NERO - IND. - RPE - con bordo	1000x1200x173
	82 560 753	My - A Bis - NEUTRO - ATX - PE - con bordo	1000x1200x173
	82 560 800	My - A Bis - NERO - IND. - RPE	1135x1135x165
	82 560 801	My - A Bis - NEUTRO - ATX - PE	1135x1135x165
	82 560 802	My - A Bis - NERO - IND. - RPE - con bordo	1135x1135x173
	82 560 803	My - A Bis - NEUTRO - ATX - PE - con bordo	1135x1135x173

	CODICE	ARTICOLO	DIMENSIONI mm
		<b>CARICO PESANTE</b>	
	83 560 021	My - E NEUTRO - ATX - PE	800x1200x155
	83 560 022	My - E NERO IND. - RPE	800x1200x155
	83 560 023	My - E NEUTRO - ATX - PE - con bordo	800x1200x162
	83 560 024	My - E NERO IND. - RPE - con bordo	800x1200x162
	83 560 026	My - E NEUTRO - ATX - PE	1000x1200x160
	83 560 025	My - E NERO IND. - RPE	1000x1200x160
	83 560 028	My - E NEUTRO - ATX - PE - con bordo	1000x1200x167
	83 560 027	My - E NERO IND. - RPE - con bordo	1000x1200x167
		<b>PALLET CON TRAVETTE IMBULLONATE</b>	
		<b>CARICO MEDIO</b>	
		Superficie a geometria alveolare	
	82 560 704	My - A Bis - NERO - IND. - RPE	800x1200x165
	82 560 705	My - A Bis - NEUTRO - ATX - PE	800x1200x165
	82 560 754	My - A Bis - NERO - IND. - RPE	1000x1200x165
	82 560 755	My - A Bis - NEUTRO - ATX - PE	1000x1200x165
		<b>PIANALI/COPERCHI PER PALLET 800x1200</b>	
	30 560 018	PIANALE PER PALLET - INDEFINITO - IND. - RPP	820x1220x 35
	30 560018N	PIANALE PER PALLET - NEUTRO - ATX - PE	820x1220x 35
		<b>PIATTAFORMA GRIGLIATA</b>	
	30 560 082	PIATTAFORMA GRIGLIATA - INDEFINITO - IND. - RPP	1200x1200x 40